

Auto E-mail Software (AE Series)

Description

This software has been designed to allow you to automatically download the data from your weather station, and then email the collected data files to another location. The concept is to allow a computer with an internet connection at a location remote to yourself to collect and email the raw data files to you.

These files can have some basic header, comment, and footer information removed if required. Also, you can elect to only process and email certain memories as required.

Features...

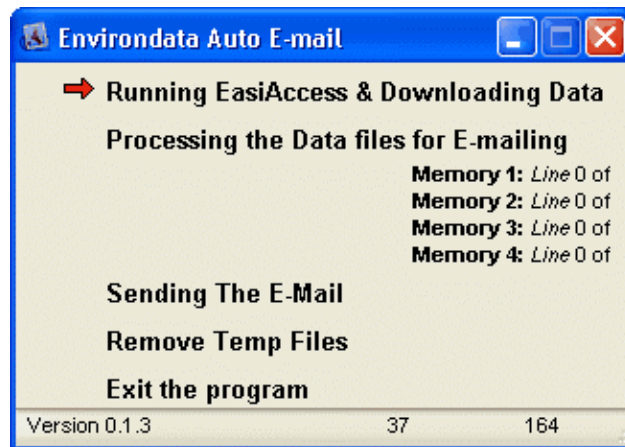
- Email Weather Station data to your chosen email address
- Will run at your scheduled time, allowing data to be where you need it, when you need it.
- Set it up once and then forget about it.
- There is an 'automatic increment' option. This will automatically assign a unique identifier to the subject line of each email sent, allowing them to be easily located and sorted in your 'inbox'
- Multiple Weather Stations can be accessed

How does it work?

The program goes through 5 separate stages to perform its tasks;

1. Runs EasiAccess and tell it to connect to a specific site and download the data.
2. Once EasiAccess exits, the program then processes the downloaded data files as per your settings in the auto email configuration program. Depending on the size of the downloaded files, this can take up to a few minutes.

- 3) The email is created and sent to the nominated email address.
- 4) Temporary files that were created during the processing step above are removed from your system.
- 5) The program then automatically exits.



As the program is running, the above window will appear, providing you with the following information:

The four lines starting with "**Memory 1: Line 0 of**" displays the progress of the processing of each memory file before they are emailed.

The Status Bar contains three items.

- 1) The program version.
- 2) The current suffix value.
- 3) The number of seconds EasiAccess has been or was running for.

•As the program progresses through each of the five steps, a check is placed next to the completed task.

•If an error occurs during operation, program operation will halt, and user input is required to confirm the error.

Envirodata Environmental Monitoring & Management

P.O. Box 395, WARWICK, Queensland, 4370, Australia

Phone: (07) 4661 4699

Int. Phone: + 61 7 4661 4699

e-mail: sales@envirodata.com.au

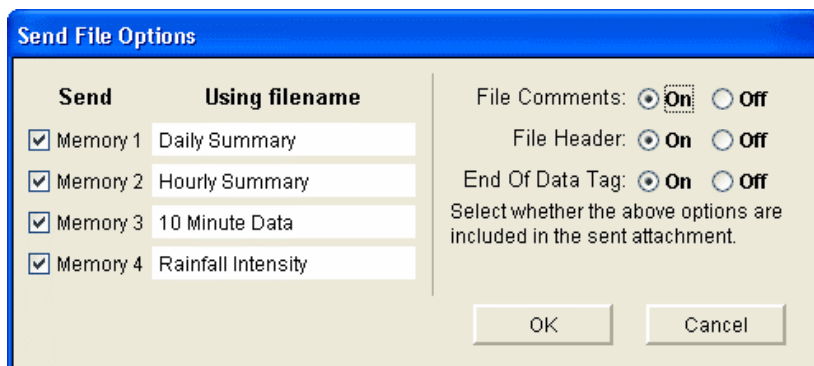
Fax: (07) 4661 2485

Int. Fax: +61 7 4661 2485

http://www.Envirodata.com.au

File Options

As the figure to the right shows, there are multiple options for sending the data files. This ensures that you can get the exact data you want with the minimum of fuss.



The **Send** option check boxes are checked or unchecked depending on which memories you wish to process and send via email. If you want to send all four memories, check all the check boxes. If you only want hourly data, then you would only check the Memory 2 checkbox.

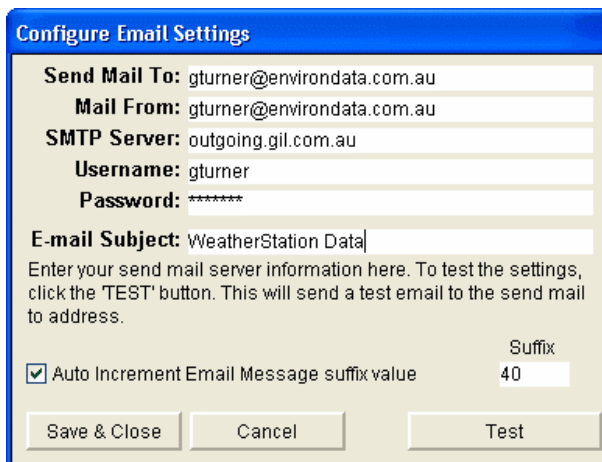
The **Using filename** text entry boxes must be given a name. This will be the name of the file created and sent via email. You can enter any filename here, but the file extension will always be an .TXT (plain text) file.

The **File Comments, File Header, and End Of Data Tag** radio buttons select whether you want these items included or excluded from the processed and emailed files.

•A raw data file always includes these three items, but you may remove them by selecting **Off** if required for your application.

Requirements

- EasiAccess software is installed and registered (not evaluation version)
- Your Weather Station is correctly setup and operating in EasiAccess
- Your computer has a permanent internet connection (LAN/xDSL)
Please note that a dial-up type of connection *may* be suitable. This is dependant upon if there will be an internet connection at the time the software is set to run. Please check with us if you have any queries.



Configuring the Email

This software also has the ability to allow you to choose the subject line, where to send the data files and to choose an incremental suffix. When the configuration program is first run, the suffix value will be zero.

Setting up the the *Auto Increment Email Message suffix value* if checked, will add "#n" to the end of the subject line, with n being a number that increments every time an email is sent. For example in the above image, the next email sent would have the subject line of;

WeatherStation Data #40

This allows easy tracking of the emailed data files.

Envirodata Environmental Monitoring & Management

P.O. Box 395, WARWICK, Queensland, 4370, Australia

Phone: (07) 4661 4699

Int. Phone: + 61 7 4661 4699

e-mail: sales@envirodata.com.au

Fax: (07) 4661 2485

Int. Fax: +61 7 4661 2485

http://www.Envirodata.com.au